


Registration Flow



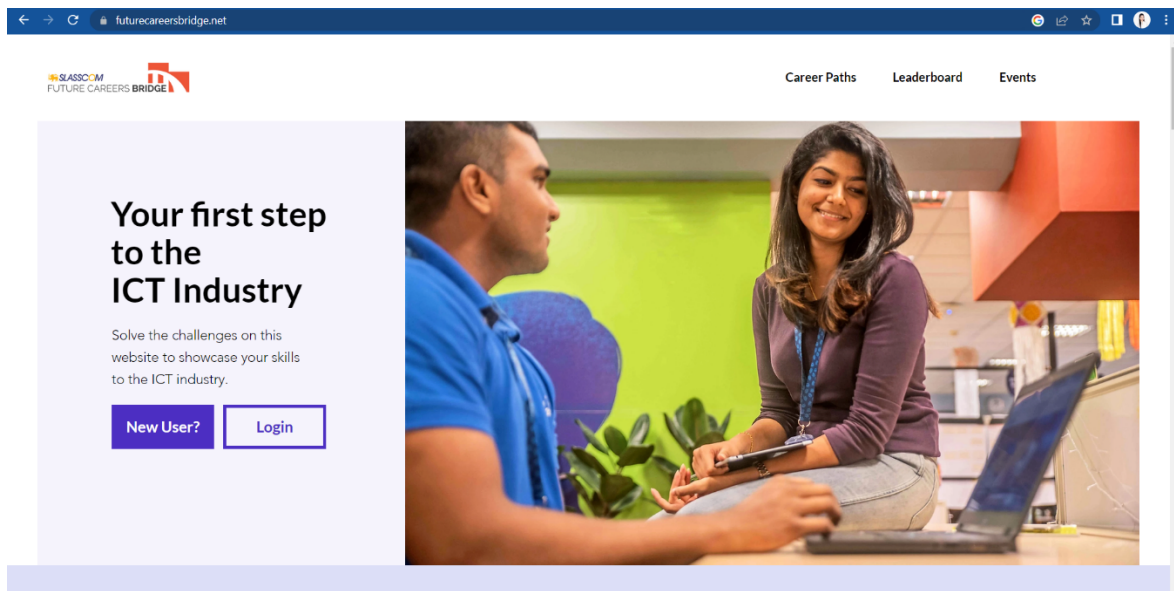


Website Url: www.futurecareersbridge.net

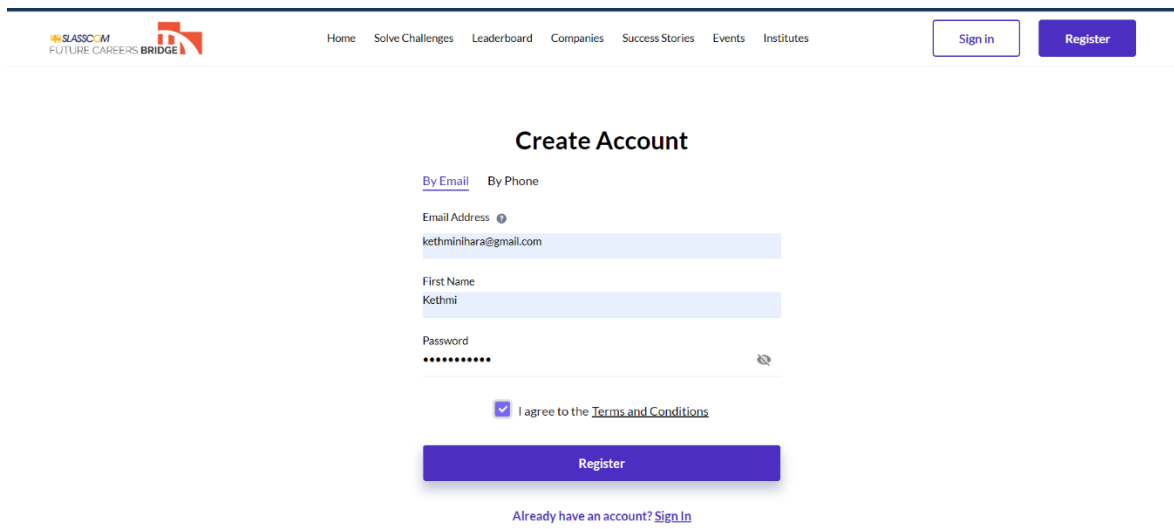
You can access the website by clicking on the above website URL.

Then it will navigate to the Future Careers Bridge home page.

If you are a new student who wants to register to the bridge platform, Then Click on 'New User?'.



To create the account, you can choose either 'By Email' or 'By Phone' Options.



Here I have selected the 'By Email' Option. Make sure to give a correct email address. Then give your first name and a password.

Password must contain 8 Characters, One Uppercase, One Lowercase, One Number and One Special Case Character.

Click on the check box to agree to the Terms and Conditions.

Then it will navigate to a page like below to confirm your email address.

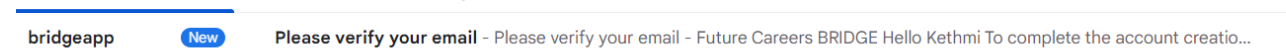


Confirm your email address

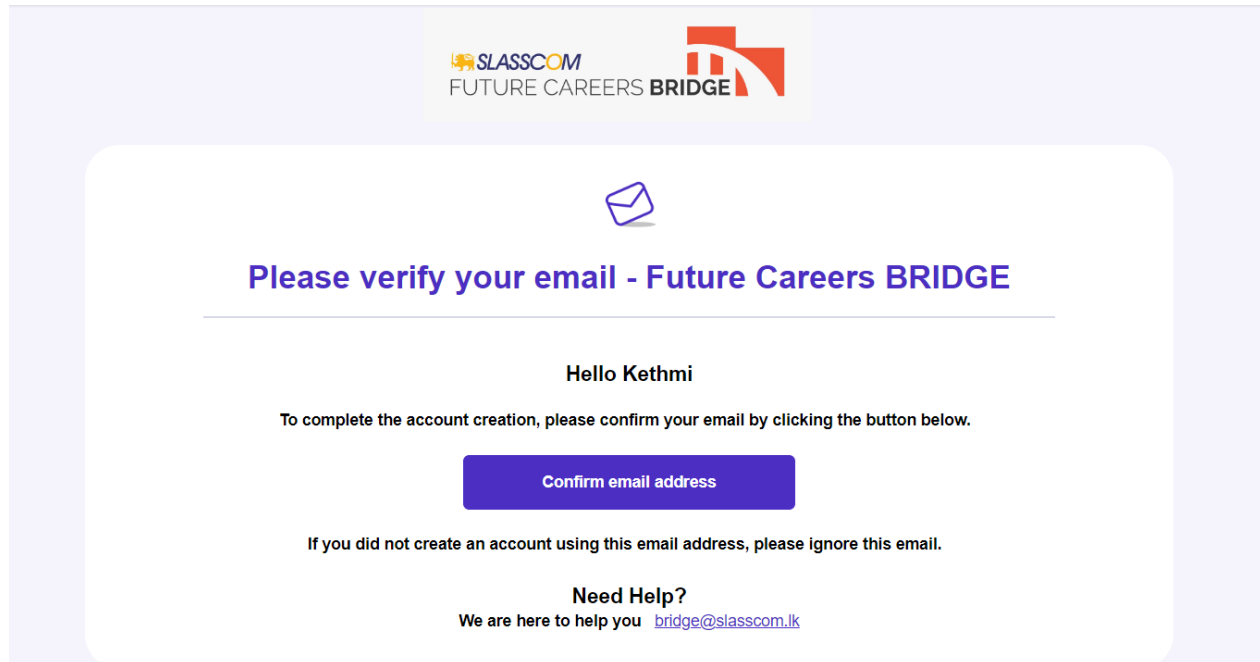
We have sent a mail to "kethminihara@gmail.com". To continue your account creation, please click on the link sent to you and confirm your email.

[Resend confirm email address](#)


Check your inbox. You must receive an email like below. Click on that.



To verify the email click on 'Confirm email address'.



If your email address has been successfully verified, you can see a message like below.



Then click on 'Sign in'.

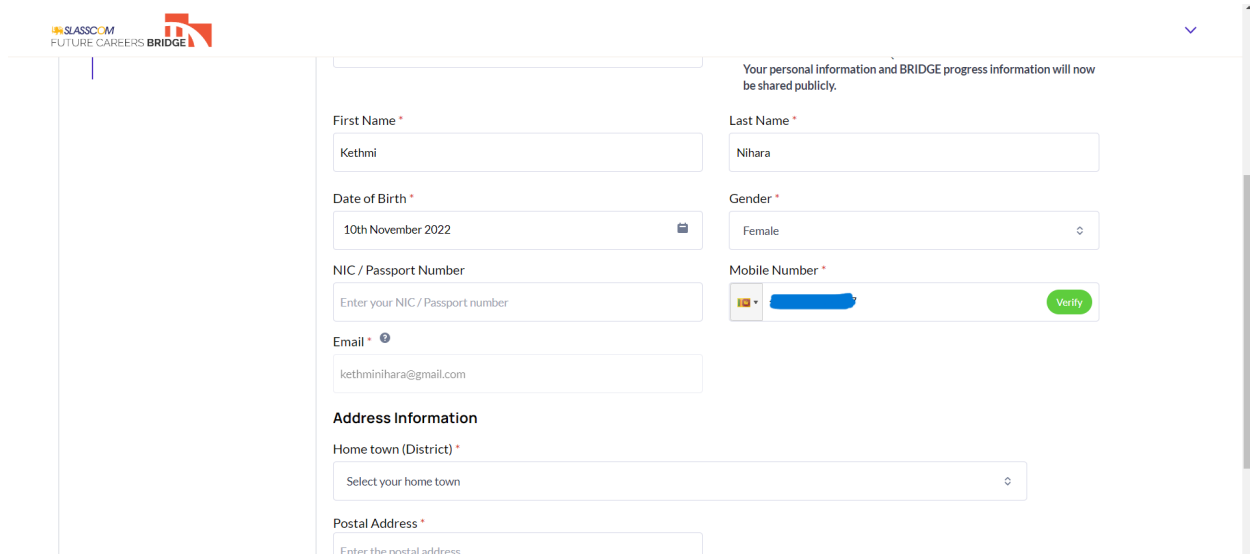
Use the email and password you provided earlier. Click on the Remember me check box. Then click on 'Sign in' again.

The screenshot shows the 'Sign In' page of the SLASSCOM Future Careers Bridge website. The page has a navigation bar at the top with links for Home, Solve Challenges, Leaderboard, Companies, Success Stories, Events, and Institutes. There are 'Sign in' and 'Register' buttons in the top right corner. The main heading is 'Sign In'. Below it, there are two tabs: 'By Email' (selected) and 'By Phone'. The 'By Email' section contains an 'Email Address' field with the value 'kethminihara@gmail.com', a 'Password' field with masked characters, and a 'Remember me' checkbox which is checked. A large blue 'Sign In' button is centered below the form. At the bottom, there is a link: 'I don't have an account? [Register](#)'.

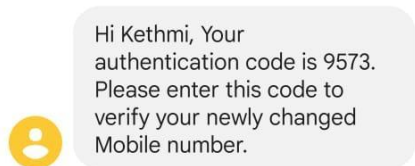
You have to provide details under 3 categories (Personal Details, Educational Details & Interest and Skills) to complete your account.

The screenshot shows the 'Complete Your account' page. On the left, there is a vertical navigation menu with three items: 'Personal Details' (selected), 'Educational Details', and 'Interests and Skills'. The main content area is titled 'Personal Details'. It features a profile picture placeholder with an 'Upload picture' button and a checkbox for 'I consent that my profile picture can be shown in the leaderboards.' Below this is the 'Public Profile' section, which includes a 'My Public Profile URL' field with the value 'https://app.futurecareersbridge.net/public-profile/25060' and a checkbox for 'Keep my profile publicly linked and accessible through the BRIDGE website leaderboard and via QR code on the certificates. Your personal information and BRIDGE progress information will now be shared publicly.' The 'Public Profile' section also contains four input fields: 'First Name' (with the value 'Kethmi'), 'Last Name' (with the placeholder 'Enter your last name'), 'Date of Birth' (with the placeholder 'Select your date of birth'), and 'Gender' (with the placeholder 'Select your gender').

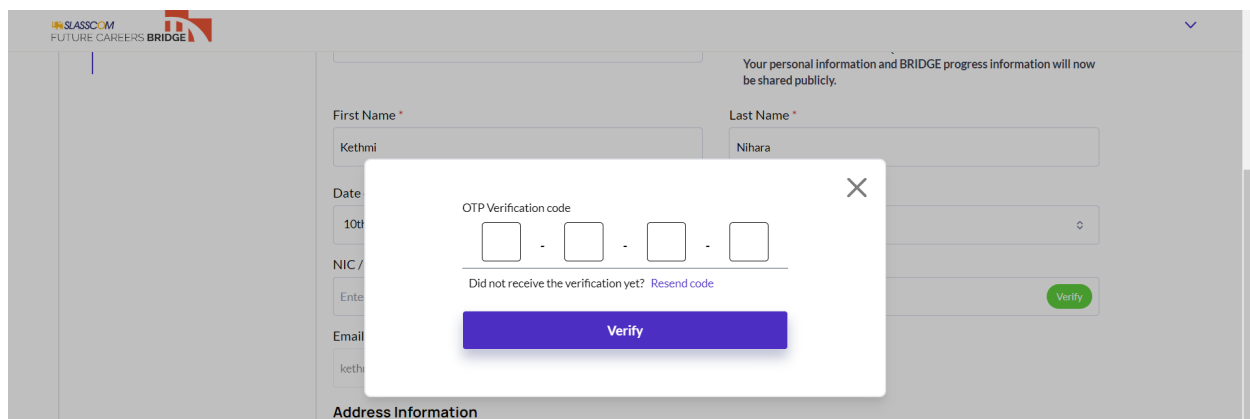
Fill all the details. Here you have to verify your mobile number. Please give a correct mobile number and click on 'Verify'




You must receive a message like below to your given mobile number.



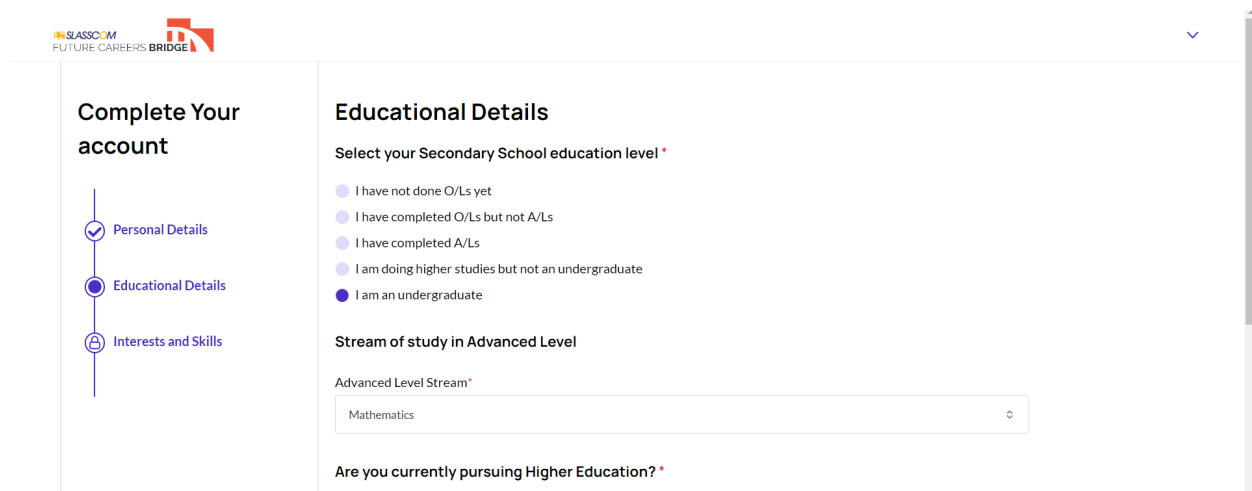
Type your OTP code in the popup. And click on 'Verify'.



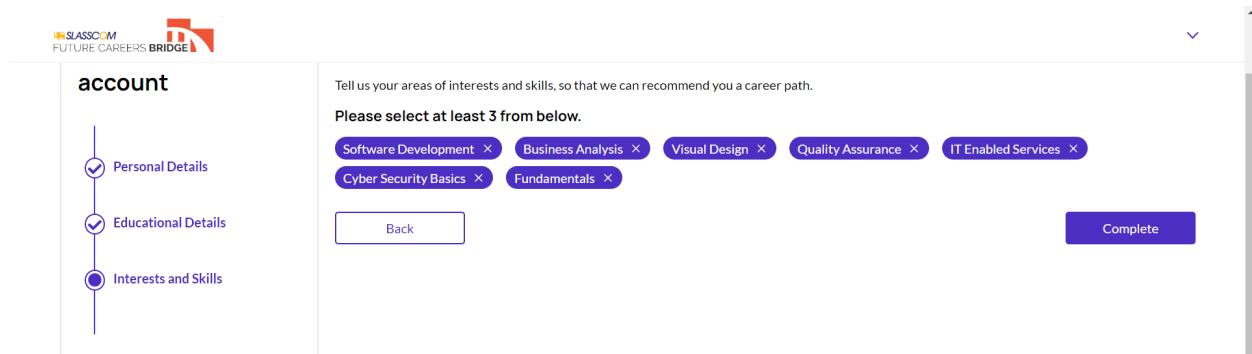
If your mobile number is successfully verified, you can see a green color tick in the Mobile number field.



After completing your personal details click on 'Next' to fill your Educational details.

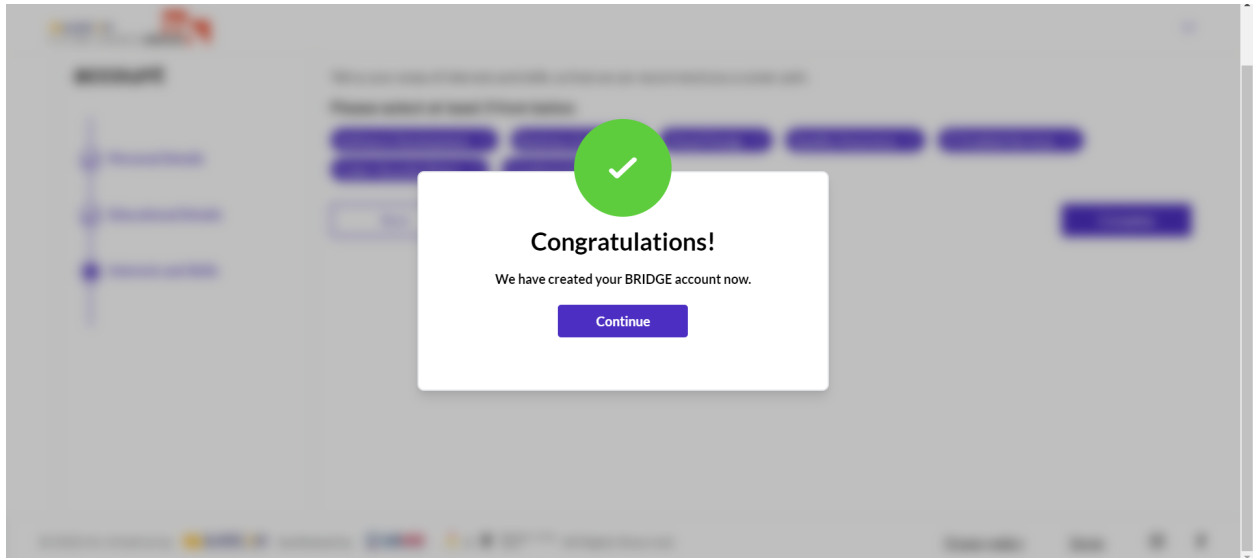


After completing your Educational details click on 'Next' to select your Interest and Skills. You have to select at least 3 from the given career paths. Here I have selected all the given career paths.



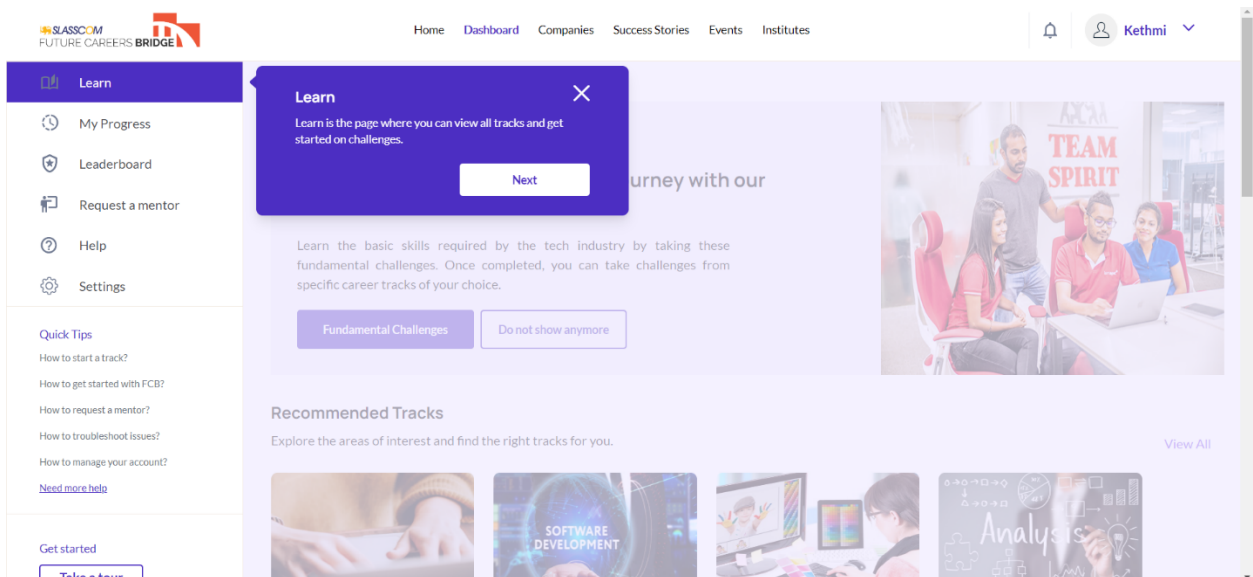
Click on 'Complete'.

Then you can see a pop like below.



Congratulations! You have successfully created your Bridge account. 😊

Click on 'Continue'.



Click on 'Next'.

The screenshot shows the SLASSCOM Future Careers Bridge dashboard. The user is logged in as 'Kethmi'. The 'My Progress' modal is open, displaying the text: 'My progress', 'Here you can view your personal progress, overview of all tracks, certificates, badges earned etc.', and two buttons: 'Previous' and 'Next'. The background content includes a 'Journey with our' section with a 'TEAM SPIRIT' image, a 'Recommended Tracks' section with 'SOFTWARE DEVELOPMENT' and 'Analysis' tracks, and a 'Take a tour' button.

The screenshot shows the SLASSCOM Future Careers Bridge dashboard. The user is logged in as 'Kethmi'. The 'Leaderboard' modal is open, displaying the text: 'Leaderboard', 'The leaderboard measures your progress and your peers progress and shows progress by ranking.', and two buttons: 'Previous' and 'Next'. The background content is identical to the previous screenshot, showing the 'Journey with our' section, 'Recommended Tracks', and 'Take a tour' button.

SLASSCOM FUTURE CAREERS BRIDGE

Home Dashboard Companies Success Stories Events Institutes

Kethmi

Learn

My Progress

Leaderboard

Request a mentor

Help

Settings

Quick Tips

How to start a track?

How to get started with FCB?

How to request a mentor?

New to BRIDGE?

Request a mentor


You can request and be mentored by experts in the field and gain more knowledge!

Previous Next

Fundamental Challenges Do not show anymore

Let's get started on your learning journey with our

by taking these challenges from



SLASSCOM FUTURE CAREERS BRIDGE

Home Dashboard Companies Success Stories Events Institutes

Kethmi

Learn

My Progress

Leaderboard

Request a mentor

Help

Settings

Quick Tips

How to start a track?

How to get started with FCB?

How to request a mentor?

How to troubleshoot issues?

How to manage your account?

[Need more help](#)

Get started

[Take a tour](#)

New to BRIDGE?



Let's get started on your learning journey with our

by taking these challenges from

Recommended Tracks

Explore the areas of interest and find the right tracks for you.

[View All](#)

SLASSCOM FUTURE CAREERS BRIDGE

Home Dashboard Companies Success Stories Events Institutes

Kethmi

Learn

My Progress

Leaderboard

Request a mentor

Help

Settings

Quick Tips

How to start a track?

How to get started with FCB?

How to request a mentor?

How to troubleshoot issues?

How to manage your account?

[Need more help](#)

New to BRIDGE?

Let's get started on your learning journey with our



Fundamentals Career Track!

by taking these challenges from

Recommended Tracks

Explore the areas of interest and find the right tracks for you.

[View All](#)

SLASSCOM FUTURE CAREERS BRIDGE

Home Dashboard Companies Success Stories Events Institutes

Kethmi

Learn

- My Progress
- Leaderboard
- Request a mentor
- Help
- Settings

Quick Tips

- How to start a track?
- How to get started with FCB?
- How to request a mentor?
- How to troubleshoot issues?
- How to manage your account?
- [Need more help](#)

New to BRIDGE?

Let's get started on your learning journey with our Fundamentals Career Track!

Learn the basic skills required by the tech industry by taking these fundamental challenges. Once completed, you can take challenges from specific career tracks of your choice.

Fundamental Challenges Do not show anymore

Quick Tips & FAQs

Get quick help on how to progress through the Future Careers BRIDGE program.

Previous Next

TEAM SPIRIT

View All

SLASSCOM FUTURE CAREERS BRIDGE

Home Dashboard Companies Success Stories Events Institutes

Kethmi

Learn

- My Progress
- Leaderboard
- Request a mentor
- Help
- Settings

Quick Tips

- How to start a track?
- How to get started with FCB?
- How to request a mentor?
- How to troubleshoot issues?
- How to manage your account?
- [Need more help](#)

New to BRIDGE?

Let's get started on your learning journey with our Fundamentals Career Track!

Learn the basic skills required by the tech industry by taking these fundamental challenges. Once completed, you can take challenges from specific career tracks of your choice.

Fundamental Challenges Do not show anymore

Recommended Tracks

Analysis

View All

Take a tour

Don't worry, if you ever need help, this is where to click for a complete tour.

Got it

Click on 'Got it'.

Once you are done with it, please make sure you update the following information accurately if you are currently pursuing Higher Education.


To do that Go to ‘Settings’. Click on ‘Edit Profile’. Do the necessary updates by filling the Name of the Higher Education Institute, Student registration number and the invitation code.

Are you currently pursuing Higher Education? *

Yes

No

Higher Education Institute*

Select your institute 

Enter your student registration number/student ID given by your institute*

Enter your batch number

Enter your Bridge Invitation Code given by your Institute

Enter your batch number

All the other students not applicable to update this information, can start doing the challenges.

Now you can start with 'Fundamental Challenges'.

The screenshot shows the top navigation bar with links for Home, Dashboard, Companies, Success Stories, Events, and Institutes. The user's name 'Kethmi' is visible in the top right. The left sidebar contains a 'Learn' menu with options like My Progress, Leaderboard, Request a mentor, Help, and Settings. Below the menu are 'Quick Tips' and a 'Get started' button with a 'Take a tour' link.

New to BRIDGE?
Let's get started on your learning journey with our **Fundamentals Career Track!**

Learn the basic skills required by the tech industry by taking these fundamental challenges. Once completed, you can take challenges from specific career tracks of your choice.

[Fundamental Challenges](#) [Do not show anymore](#)

Recommended Tracks
Explore the areas of interest and find the right tracks for you. [View All](#)

Below the recommended tracks, there are four image-based categories: 'SOFTWARE DEVELOPMENT' and 'Analysis'.

This screenshot shows the 'Explore All Tracks' section. The navigation bar and sidebar are identical to the previous screenshot. The main content area has a 'Back' button and a heading 'Explore All Tracks'. Below the heading, it says 'Select a track from the list below.' and lists several tracks in buttons: Transformation, Customer Service, Cyber Security, Quality Assurance, Business Analysis, Visual Design, Software Development, and Fundamentals (which is highlighted).

Selected challenges for Fundamentals 15

These fundamental challenges are for you to learn the basic skills required by any IT related profession. You should be able to learn and complete a single challenge within 1 or 2 days. Please complete these challenges in sequence. To complete a particular challenge, you would have submitted the required answers and taken an assessment to demonstrate your understanding. **TO BE ELIGIBLE FOR BOOTCAMP SELECTION, STUDENTS NEED TO COMPLETE FUNDAMENTALS AND ONE OR MORE OTHER TRACKS**

Fundamentals

Use email and create a blog
This challenge requires you to create an email account and your own personal blog to speak to the world.

[Get Started](#)

After Completing the Fundamentals, you can choose any career path as you wish to complete the challenges. To start the career path, you just need to click on the 'Get Started'.

SLASSCOM FUTURE CAREERS BRIDGE

Home Dashboard Companies Success Stories Events Institutes

Kethmi

Learn

- My Progress
- Leaderboard
- Request a mentor
- Help
- Settings

Quick Tips

- How to start a track?
- How to get started with FCB?
- How to request a mentor?
- How to troubleshoot issues?
- How to manage your account?
- [Need more help](#)

Get started

[Take a tour](#)

Fundamentals

Fundamentals

These fundamental challenges are for you to learn the basic skills required by any IT related profession. You should be able to learn and complete a single challenge within 1 or 2 days. Please complete these challenges in sequence. To complete a particular challenge, you would have submitted the required answers and taken an assessment to demonstrate your understanding. TO BE ELIGIBLE FOR BOOTCAMP SELECTION, STUDENTS NEED TO COMPLETE FUNDAMENTALS AND ONE OR MORE OTHER TRACKS

[Get Started](#)

Software Development

Software Development

These advanced challenges will provide you with the opportunity to learn technical software development skills and practise what you learnt. Please complete the...

[Get Started](#)

Visual Design

Visual Design

These Visual Design advanced challenges will provide you with the basic skills of the Visual Design industry and give you some practical application of these skills. Please...

[Get Started](#)

Business Analysis

Business Analysis

These Business Analysis advanced challenges will provide you with an overview of the BA industry and help you learn the basics of business analysis to provide you...

[Get Started](#)

Quality Assurance

Quality Assurance

Cyber Security

Cyber Security Basics

Customer Service

IT Enabled Services

Transformation

IT Enabled Services

Fundamentals Career Track

SLASSCOM FUTURE CAREERS BRIDGE

Home Dashboard Companies Success Stories Events Institutes

Kethmi

Learn

- My Progress
- Leaderboard
- Request a mentor
- Help
- Settings

Quick Tips

- How to start a track?
- How to get started with FCB?
- How to request a mentor?
- How to troubleshoot issues?
- How to manage your account?
- [Need more help](#)

Get started

[Take a tour](#)

[Back](#)

Explore All Tracks

Select a track from the list below.

[Transformation](#)
[Customer Service](#)
[Cyber Security](#)
[Quality Assurance](#)
[Business Analysis](#)
[Visual Design](#)
[Software Development](#)
[Fundamentals](#)

Selected challenges for Fundamentals 15

These fundamental challenges are for you to learn the basic skills required by any IT related profession. You should be able to learn and complete a single challenge within 1 or 2 days. Please complete these challenges in sequence. To complete a particular challenge, you would have submitted the required answers and taken an assessment to demonstrate your understanding. TO BE ELIGIBLE FOR BOOTCAMP SELECTION, STUDENTS NEED TO COMPLETE FUNDAMENTALS AND ONE OR MORE OTHER TRACKS

Fundamentals

Use email and create a blog

This challenge requires you to create an email account and your own personal blog to speak to the world.

[Get Started](#)

Software Development Career Track

SLASSCOM FUTURE CAREERS BRIDGE

Home Dashboard Companies Success Stories Events Institutes

Kethmi

Learn

- My Progress
- Leaderboard
- Request a mentor
- Help
- Settings

Quick Tips

- How to start a track?
- How to get started with FCB?
- How to request a mentor?
- How to troubleshoot issues?
- How to manage your account?
- [Need more help](#)

Get started

Explore Recommended Tracks

Select a track from the list below.

Fundamentals Software Development Visual Design Business Analysis Quality Assurance Cyber Security Customer Service Transformation

Selected challenges for Software Development 15

These advanced challenges will provide you with the opportunity to learn technical software development skills and practise what you learnt. Please complete the challenges in the sequence provided.

Software Development

Overview to the IT Industry

Now you are ready for the industry with knowledge and skills, here we will tell you more about Sri Lankan IT Industry.

Get Started

Making Web pages with HTML/CSS

Here you will learn the main visual programming elements (HTML/CSS) of web sites and applications.

Visual Design Career Track

SLASSCOM FUTURE CAREERS BRIDGE

Home Dashboard Companies Success Stories Events Institutes

Kethmi

Learn

- My Progress
- Leaderboard
- Request a mentor
- Help
- Settings

Quick Tips

- How to start a track?
- How to get started with FCB?
- How to request a mentor?
- How to troubleshoot issues?
- How to manage your account?
- [Need more help](#)

Get started

Explore Recommended Tracks

Select a track from the list below.

Fundamentals Software Development Visual Design Business Analysis Quality Assurance Cyber Security Customer Service Transformation

Selected challenges for Visual Design 6

These Visual Design advanced challenges will provide you with the basic skills of the Visual Design industry and give you some practical application of these skills. Please complete the challenges in the sequence provided.

Visual Design

How to create a 3D Animation

Learn more about 3D animation and how it uses motion in order to bring characters, objects, props, and more to life.

Get Started

How to create a Video Production

Video is the most engaging type of content people consume these days. Here you will learn the basics of making a good video production.

Business Analysis Career Track

SLASSCOM FUTURE CAREERS BRIDGE

Home Dashboard Companies Success Stories Events Institutes

Kethmi

Learn

- My Progress
- Leaderboard
- Request a mentor
- Help
- Settings

Quick Tips

- How to start a track?
- How to get started with FCB?
- How to request a mentor?
- How to troubleshoot issues?
- How to manage your account?
- [Need more help](#)

Get started

Explore Recommended Tracks

Select a track from the list below.

Fundamentals Software Development Visual Design **Business Analysis** Quality Assurance Cyber Security Customer Service Transformation

Selected challenges for Business Analysis 8

These Business Analysis advanced challenges will provide you with an overview of the BA Industry and help you learn the basics of business analysis to provide you with the skills to work in this area of expertise. Please complete the challenges in the sequence provided.

Business Analysis

Business Analyst in Modern IT world

Learn more about bridging the gap between IT and the business using data analytics to assess processes and much more!

Get Started

Trends in the industry - how business evolved

Here you will understand more about the trends in the industry and more information on how business evolved.

Quality Assurance Career Track

SLASSCOM FUTURE CAREERS BRIDGE

Home Dashboard Companies Success Stories Events Institutes

Kethmi

Learn

- My Progress
- Leaderboard
- Request a mentor
- Help
- Settings

Quick Tips

- How to start a track?
- How to get started with FCB?
- How to request a mentor?
- How to troubleshoot issues?
- How to manage your account?
- [Need more help](#)

Get started

Explore Recommended Tracks

Select a track from the list below.

Fundamentals Software Development Visual Design Business Analysis **Quality Assurance** Cyber Security Customer Service Transformation

Selected challenges for Quality Assurance 8

These Quality Assurance advanced challenges will provide you an overview of the QA Tech industry, the different roles in QA as well as provide you with basic skills of Quality Assurance while giving you some practical application of these skills. Please complete the challenges in the sequence provided.

Quality Assurance

Essential Skills for a Quality Assurance Engineer

What are the characteristics of a Good Quality Assurance Engineer?

Get Started

Quality Assurance Mindset

QA as a mindset is a way of thinking and a good QA takes a big-picture view of the project and should think outside the box.

Cyber Security Career Track

SLASSCOM FUTURE CAREERS BRIDGE

Home Dashboard Companies Success Stories Events Institutes

Kethmi

Learn

- My Progress
- Leaderboard
- Request a mentor
- Help
- Settings

Quick Tips

- How to start a track?
- How to get started with FCB?
- How to request a mentor?
- How to troubleshoot issues?
- How to manage your account?
- [Need more help](#)

Get started

[Take a tour](#)

Explore Recommended Tracks


Select a track from the list below.

Fundamentals Software Development Visual Design Business Analysis Quality Assurance **Cyber Security** Customer Service Transformation

Selected challenges for Cyber Security 10

These Cyber Security advanced challenges will provide you with an overview of the Cyber Security Industry. You will learn and practice using applications & controls to protect systems and data from cyber attacks, how to reduce the risk of cyber-attacks and protect against the unauthorized exploitation of systems, networks, and technologies. Please complete the challenges in the sequence provided.

Cyber Security Basics



Cyber Security Basics

You will understand the basics of Cyber Security, learn about the different models of Cyber Security and threats, vulnerabilities, and risks involved in this industry.

[Get Started](#)

How to Hack Ethically?

Customer Service Career Track

SLASSCOM FUTURE CAREERS BRIDGE

Home Dashboard Companies Success Stories Events Institutes

Kethmi

Learn

- My Progress
- Leaderboard
- Request a mentor
- Help
- Settings

Quick Tips

- How to start a track?
- How to get started with FCB?
- How to request a mentor?
- How to troubleshoot issues?
- How to manage your account?
- [Need more help](#)

Get started

[Take a tour](#)

Explore Recommended Tracks


Select a track from the list below.

Fundamentals Software Development Visual Design Business Analysis Quality Assurance Cyber Security **Customer Service** Transformation

Selected challenges for Customer Service 7

These challenges are for you to learn the basic skills required in the Customer Service Industry in Sri Lanka.


IT Enabled Services



Telephone Skills for Customer Service

Adopt a positive tone and learn how to provide sincere customer service through the phone.

[Get Started](#)



Email Writing for the Service industry

Learn the etiquette, style, and formats that are essential when writing emails that get results.

Transformation Career Track

The screenshot displays the SLASSCOM Future Careers Bridge (FCB) user interface. At the top, there is a navigation bar with links for Home, Dashboard, Companies, Success Stories, Events, and Institutes. A user profile for 'Kethmi' is visible in the top right corner. The left sidebar contains a 'Learn' section with icons for My Progress, Leaderboard, Request a mentor, Help, and Settings. Below this are 'Quick Tips' and a 'Get started' button. The main content area is titled 'Explore Recommended Tracks' and prompts the user to 'Select a track from the list below.' A row of buttons lists various tracks: Fundamentals, Software Development, Visual Design, Business Analysis, Quality Assurance, Cyber Security, Customer Service, and Transformation. Underneath, 'Selected challenges for Transformation' are shown, including 'Design Thinking' (with a 'Get Started' button) and 'Lean Six Sigma Fundamentals'.

Like that, each Career track consists of a set of challenges. And each challenge consists of three sections. The first section gives a brief about Learning Outcomes, Challenge Description, and Further Learning Resources. The second section has a set of MCQs where you have to submit the answers. You can choose answerers with the knowledge you gain in the first section. The third section is where you have to attach your answer and submit it.

Submit your answers correctly and try to come to the top of the leaderboard.

Congratulations for your learning journey on

Future Careers BRIDGE! 😊

Bridge Brief

https://drive.google.com/file/d/1d8Q5feqZ0-T96L4UDE_Ar9rrujpTs0eM/view?usp=share_link

Future Careers Bridge Boot Camp

https://drive.google.com/file/d/1QgGn3jRQPSFz0GW5iTHuHCZhYR9anQwc/view?usp=share_link

<https://youtu.be/XGS9aw-j4UU>

Success Stories of Future Careers Bridge Program

<https://youtu.be/IH5sWqlfaME>

<https://youtu.be/5DFZ4ScaWv4>

<https://youtu.be/oODL8BEfIY>